

Fig No: MD-53-150 Reduce Bore

18"x16"~36"x30"



Feature:

- Design: API6D, ASME B16.34, API607/ API6FA fire safe design
- Side entry ball
- Anti-static design, Anti blow-out-stem
- Carbon steel or special alloy upon request
- Cast steel are also supplied in full compliance with NACE MR0175

Service:

- General, Low Temperature, Cryogenic, Sub sea, Oil & Gas application, High temperature, Underground

Design:

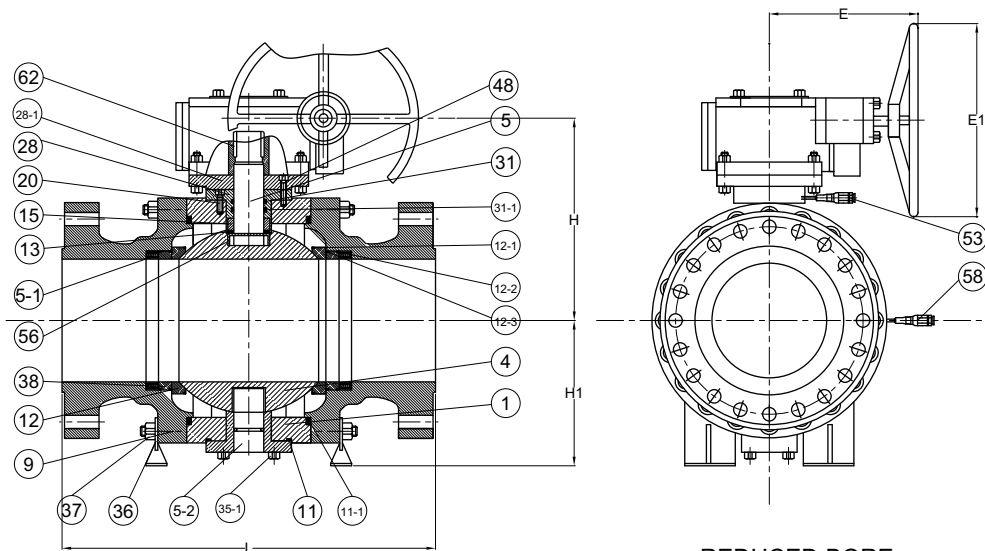
- 3-pc Design, by casting
- Reduce Bore
- Face to face: ASME B16.10
- Flange connection: ASME B16.5 Class 150 RF (Above size 26", which would compliance with ASME B16.47)
- Pressure-Temperature Rating: ASME/ANSI B16.34
- Testing and inspection: API6D, API598

- Automatically Drain Plug (NPT) on Body(2"~4" - option, Upward 6" - Basic function)
- Double bleed and Block(2"~4" - option, Upward 6" - Basic function)
- Sealant Emergently Injection Fittings(2"~4" - option, Upward 6" - Basic function)

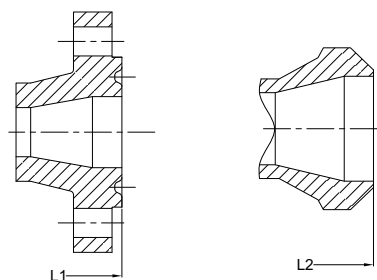
Options:

- With Locking Device
- Extended Stem (Cryogenic application)
- Actuator installation
- Gear Box

Size:18"x16"~28"x26"



REDUCED BORE



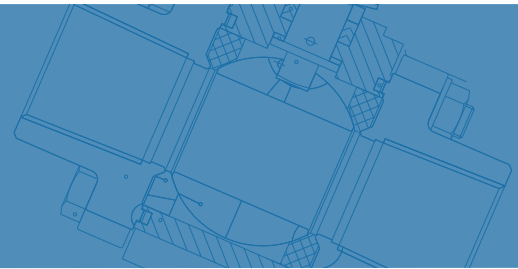
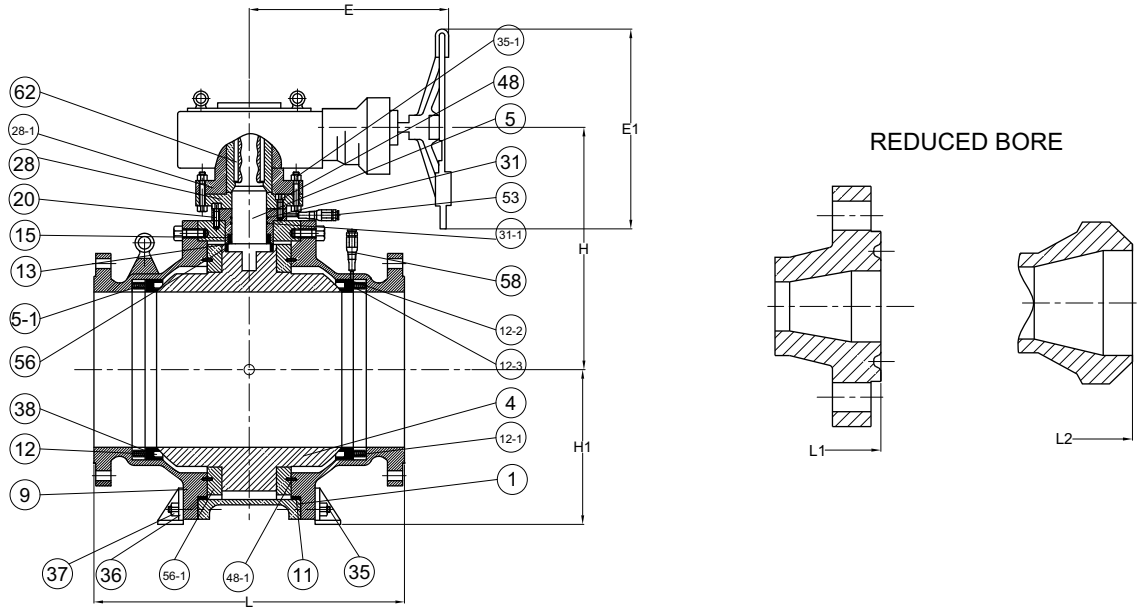


Fig No: MD-53-150 Reduce Bore

Size:30"x28"~36"x30"



MATERIALS LIST

NO.	PART NAME	MATERIAL
1	BODY	A216-WCB,WCC,A352-LCB,A351-CF8,CF8M,CF3,CF3M,CN7M,CF8C,CDMCu,CN-3MN
4	BALL	A105+ENP,A182-F6,F304,F316,F304L,F316L,F321,F51,F53,ALLOY-20
5	STEM	1045+ENP,A182-F6,F304,F316,F304L,F316L,F321,F51,F53,ALLOY-20,4140+ENP,17-4PH
5-1	SPRING	SS304,INCONEL,1566+ENP
9	CAP	A216-WCB,WCC,A352-LCB,A351-CF8,CF8M,CF3,CF3M,CN7M,CF8C,CD4MCu,CN-3MN
11	GASKET	SS304,SS316+FLEXIBLE GRAPHITE SPIRAL WOUND
12	SEAT	PTFE,RPTFE,NYLON,PEEK,PPL,POM, KARBATE,MOLON,DEVLON
12-1	SEALING RING	FLEXIBLE GRAPHITE
12-2	SEALING RING	SS304,SS316+FLEXIBLE GRAPHITE SPIRAL WOUND
12-3	O-RING	VITON
13	THRUST WASHER	PTFE,RPTFE,STAINLESS STEEL+N
15	PACKING	FLEXIBLE GRAPHITE
20	SCREW	1035,STAINLESS STEEL
28	STUFFING BOX	A105+ENP,A182-F6,F304,F316,F304L,F316L,F321,F51,F53,ALLOY-20
28-1	CONNECTING PLATE	1025,A216-WCB,A351-CF8
31	O-RING	VITON
31-1	O-RING	NBR,VITON
35	BOLT	A193-B7,B7M,B8,B8M
35-1	SCREW	1025,SS304
36	ADJUST WASHER	PTFE,1045+RPTFE,STAINLESS STEEL+RPTFE
37	NUT	A194-2H,2HM,8,8M
38	SEAT RING	A105+ENP,A182-F6,F304,F316,F304L,F316L,F321,F51,F53,ALLOY-20
48	PIN	ANSI 1566
48-1	PIN	1045,SS
53	OIL CUP	1025,SS304
56	BEARING	1045+RPTFE,SS304+RPTFE,SS316+RPTFE
56-1	BEARING RETAINER	1025,A216-WCB,A351-CF8
58	GREASE FITTING	1025,SS304,SS316,SS304L,SS316L,SS321,ALLOY-20,F51,F53
62	KEY	1045

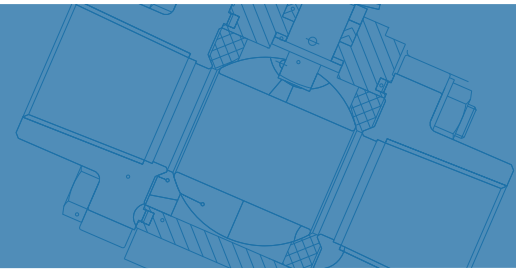


Fig No: MD-53-150 Reduce Bore

ANSI CLASS 150 DIMENSIONS

unit:mm

SIZE		L	L1	L2	E	E1	H	H1	Wt1(kg)	Wt2(kg)
18x16"	Ⓒ	864.0	876.0	914.0	430.0	450.0	498.0	398.0	812.0	773.0
20X16"	Ⓒ	914.0	927.0	991.0	430.0	450.0	498.0	398.0	906.0	863.0
20X18"	Ⓒ	914.0	927.0	991.0	510.0	500.0	640.0	437.0	1029.0	980.4
24X20"	Ⓒ	1067.0	1080.0	1143.0	530.0	550.0	700.0	467.0	1900.0	1810.0
24X22"	Ⓒ	1067.0	1080.0	1143.0	530.0	550.0	735.0	499.0	2591.0	2468.0
30x24"	Ⓒ	1295.0	---	1397.0	530.0	550.0	820.0	551.0	3049.0	2904.0
28x26"	Ⓒ	1245.0	---	1346.0	530.0	550.0	892.0	624.0	3557.0	3388.0
30x28"	Ⓒ	1295.0	---	1397.0	530.0	550.0	901.0	632.0	3518.0	3350.0
32x30"	Ⓒ	1372.0	---	1524.0	---	762.0	962.0	715.0	---	---
36x30"	Ⓒ	1524.0	---	1727.0	---	812.0	962.0	715.0	3885.0	3700.0

* Ⓒ Reduce Bore Ⓓ Regular Bore

* Modentic Reserves The Rights To Change Any Details Without Prior Notice.