



**Fig No: MD-68-600 Full Bore**

**2" ~ 16"**



**Feature:**

Design: API6D, ASME B16.34, API607/ API6FA fire safe design  
 Side entry ball  
 Anti-static design, Anti blow-out-stem  
 Carbon steel or special alloy upon request  
 Cast steel are also supplied in full compliance with NACE MR0175

**Service:**

General, Low Temperature, Cryogenic, Sub sea, Oil & Gas application, High temperature, Underground

**Design:**

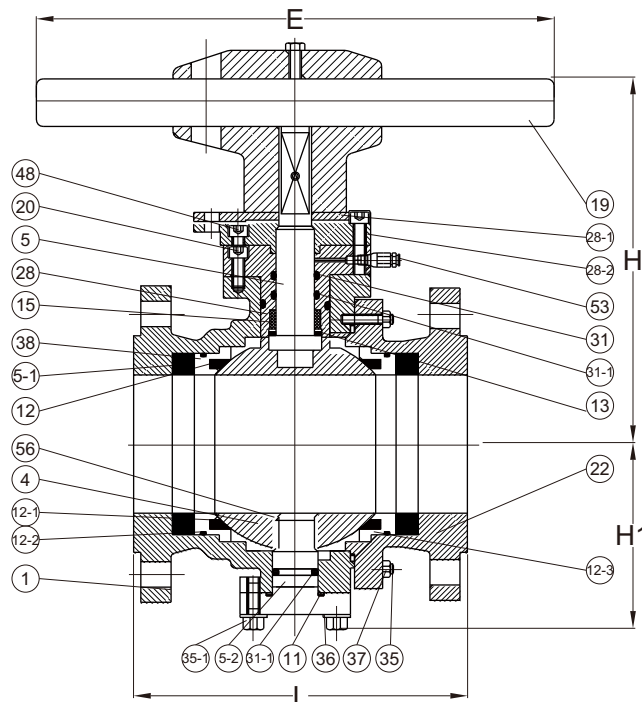
2-pc Design, by casting  
 Full Bore  
 Face to face: ASME B16.10  
 Flange connection: ASME B16.5 Class 600 RF ( Above size 26", which would compliance with ASME B16.47 )  
 Pressure-Temperature Rating: ASME/ANSI B16.34  
 Testing and inspection: API6D, API598

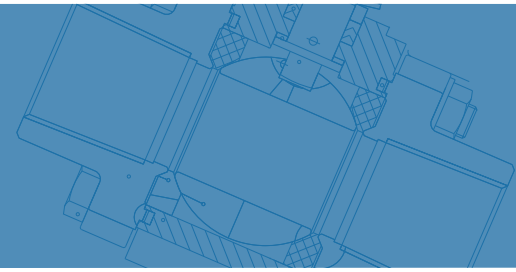
- Automatically Drain Plug (NPT) on Body( 2"~4" - option, Upward 6" - Basic function )
- Double bleed and Block( 2"~4" - option, Upward 6" - Basic function )
- Sealant Emergently Injection Fittings( 2"~4" - option, Upward 6" - Basic function )

**Options:**

- With Locking Device
- Extended Stem ( Cryogenic application )
- Actuator installation
- Gear Box

Size:2" ~ 4"





**Fig No: MD-68-600 Full Bore**

**MATERIALS LIST**

NO.	PART NAME	MATERIAL
1	BODY	A216-WCB,WCC,A352-LCB,A351-CF8,CF8M,CF3,CF3M,CN7M,CF8C,CDMCu,CN-3MN
4	BALL	A105+ENP,A182-F6,F304,F316,F304L,F316L,F321,F51,F53,ALLOY-20
5	STEM	1045+ENP,A182-F6,F304,F316,F304L,F316L,F321,F51,F53,ALLOY-20,4140+ENP,17-4PH
5-1	SPRING	SS304,INCONEL,1566+ENP
5-2	TRUNNION	1045+ENP,A182-F6,F304,F316,F304L,F316L,F321,F51,F53,ALLOY-20,4140+ENP,17-4PH
9	CAP	A216-WCB,WCC,A352-LCB,A351-CF8,CF8M,CF3,CF3M,CN7M,CF8C,CD4MCu,CN-3MN
11	GASKET	SS304,SS316+FLEXIBLE GRAPHITE
12	SEAT	PTFE,RPTFE,NYLON,PEEK,PPL,POM, KARBATE,MOLON,DEVLON
12-1	SEALING RING	FLEXIBLE GRAPHITE
12-2	SEALING RING	SS304,SS316+FLEXIBLE GRAPHITE SPIRAL WOUND
12-3	O-RING	VITON
13	THRUST WASHER	PTFE,RPTFE,STAINLESS STEEL+N
15	PACKING	FLEXIBLE GRAPHITE
19	LEVER	A216-WCB+1020
20	SCREW	1035,STAINLESS STEEL
28	STUFFING BOX	A105+ENP,A182-F6,F304,F316,F304L,F316L,F321,F51,F53,ALLOY-20
28-1	LIMITED PLATE	1035,STAINLESS STEEL
28-2	CONNECTING PLATE	1025,A216-WCB,A351-CF8
31	O-RING	VITON
31-1	O-RING	NBR,VITON
31-2	O-RING	NBR,VITON
35	BOLT	A193-B7,B7M,B8,B8M
35-1	SCREW	PL1035,STAINLESS STEEL
36	ADJUST WASHER	PTFE,1045+RPTFE,STAINLESS STEEL+RPTFE
37	NUT	A194-2H,2HM,8,8M
38	SEAT RING	A105+ENP,A182-F6,F304,F316,F304L,F316L,F321,F51,F53,ALLOY-20
48	PIN	ANSI 1566
53	OIL CUP	1025,SS304
56	BEARING	1045+RPTFE,SS304+RPTFE,SS316+RPTFE

**ANSI CLASS 600 DIMENSIONS**

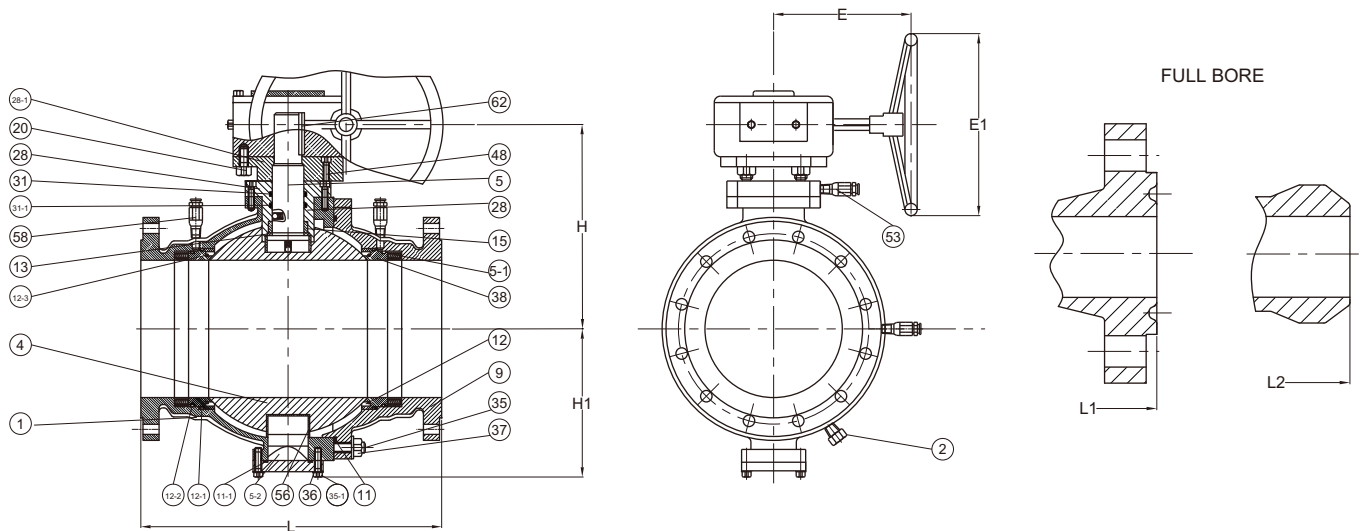
unit:mm

SIZE	L	L1	L2	E	H	H1	Wt (kg)
2"	292.0	295.0	292.0	500.0	195.0	100.0	33.0
2-1/2"	330.0	333.0	330.0	600.0	220.0	115.0	47.0
3"	559.0	216.0	283.0	700.0	247.0	126.0	58.0
4"	432.0	435.0	305.0	900.0	275.0	154.0	83.0



**Fig No: MD-68-600 Full Bore**

Size: 6" ~ 16"



### MATERIALS LIST

NO.	PART NAME	MATERIAL
1	BODY	A216-WCB,WCC,A352-LCB,A351-CF8,CF8M,CF3,CF3M,CN7M,CF8C,CDMCu,CN-3MN
2	DRAIN VALVE AND PLUG	1025,SS304,SS316,SS304L,SS316L,SS321,F51,F53
4	BALL	A105+ENP,A182-F6,F304,F316,F304L,F316L,F321,F51,F53,ALLOY-20
5	STEM	1045+ENP,A182-F6,F304,F316,F304L,F316L,F321,F51,F53,ALLOY-20,4140+ENP,17-4PH
5-1	SPRING	SS304,INCONEL,1566+ENP
5-2	TRUNNION	1045+ENP,A182-F6,F304,F316,F304L,F316L,F321,F51,F53,ALLOY-20,4140+ENP,17-4PH
9	CAP	A216-WCB,WCC,A352-LCB,A351-CF8,CF8M,CF3,CF3M,CN7M,CF8C,CD4MCu,CN-3MN
11	GASKET	SS304,SS316+FLEXIBLE GRAPHITE
11-1	O-RING	NBR,VITON
12	SEAT	PTFE,RPTFE,NYLON,PEEK,PPL,POM, KARBATE,MOLON,DEVLON
12-1	SEALING RING	FLEXIBLE GRAPHITE
12-2	SEALING RING	SS304,SS316+FLEXIBLE GRAPHITE SPIRAL WOUND
12-3	O-RING	VITON
13	THRUST WASHER	PTFE,RPTFE,STAINLESS STEEL+N
15	PACKING	FLEXIBLE GRAPHITE
20	SCREW	1035,STAINLESS STEEL
28	STUFFING BOX	A105+ENP,A182-F6,F304,F316,F304L,F316L,F321,F51,F53,ALLOY-20
28-1	CONNECTING PLATE	1025,A216-WCB,A351-CF8
31	O-RING	VITON
31-1	O-RING	NBR,VITON
35	BOLT	A193-B7,B7M,B8,B8M
35-1	SCREW	PL1035,STAINLESS STEEL
36	ADJUST WASHER	PTFE,1045+RPTFE,STAINLESS STEEL+RPTFE
37	NUT	A194-2H,2HM,8,8M
38	SEAT RING	A105+ENP,A182-F6,F304,F316,F304L,F316L,F321,F51,F53,ALLOY-20
48	PIN	ANSI 1566
53	OIL CUP	1025,SS304
56	BEARING	1045+RPTFE,SS304+RPTFE,SS316+RPTFE
58	GREASE FITTING	1025,SS304,SS316,SS304L,SS316L,SS321,ALLOY-20,F51,F53
62	KEY	1045



## API 6D Trunnion Mounted Ball Valve

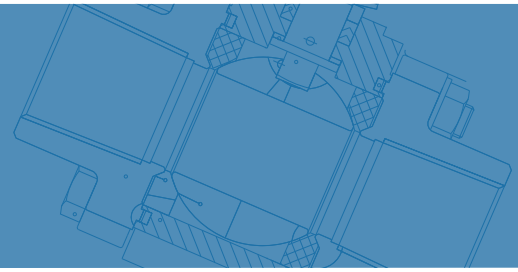


Fig No: MD-68-600 Full Bore

### ANSI CLASS 600 DIMENSIONS

unit:mm

SIZE	L	L1	L2	E	E1	H	H1	Wt(kg)
6"	559.0	562.0	559.0	270.0	300.0	305.0	198.0	174.0
8"	660.0	664.0	660.0	380.0	400.0	365.0	252.0	339.0
10"	787.0	791.0	787.0	430.0	450.0	484.0	299.0	515.0
12"	838.0	841.0	838.0	430.0	500.0	580.0	343.0	960.0
14"	889.0	892.0	889.0	510.0	500.0	608.0	377.0	1250.0
16"	991.0	994.0	991.0	510.0	500.0	663.0	416.0	1415.0

\* Modentic Reserves The Rights To Change Any Details Without Prior Notice.